





# Sing & Strum (Sampler)



*Ukulele for the  
elementary music classroom*

**Jennifer Bailey**

© Jennifer Bailey 2015. All rights reserved.





# THANK YOU!!!

I hope you enjoy using these resources in your classroom. If possible, please leave feedback on this item at my store on TeacherPayTeachers.

The feedback helps me as a seller to continue to improve and make quality resources for you. It also helps me understand how you use them in your own musical setting.

Did you know that each time you provide feedback to a seller that you receive credits that you can use towards future purchases?

Enjoy!  
Jennifer Bailey  
SingToKids



# Terms of Use

The contents of this files are for single classroom use only. As the purchaser, you have permission to copy these resources for use in your classroom or personal use.

You may not distribute this file to other people to be used personally or commercially. My resources are not to be offered for download on any website or distributed digitally by any means.

If you have questions, please message me on Facebook or e-mail me at [Singtokids@gmail.com](mailto:Singtokids@gmail.com).

Thank you!  
Jennifer Bailey



# Instructions

Sing & Strum is a resource to teach ukuleles in the elementary music classroom. The bundle contains five sections:

- Strumming patterns & Chords
- I Chord Songs
- I-V Chord Songs
- I-IV-V Chord Songs
- Songs in other tonalities

I love teaching ukulele in a way that allows me to tie all of the other great learning we do in music. The strumming patterns allow my students to practice rhythmic reading while learning how to strum and play each individual chord. There are rhythm patterns with the strumming notated and rhythm patterns that were left blank. Invite your students to create different ways to strum. As you introduce each new chord, revisit the strum patterns with your students!

# Credits

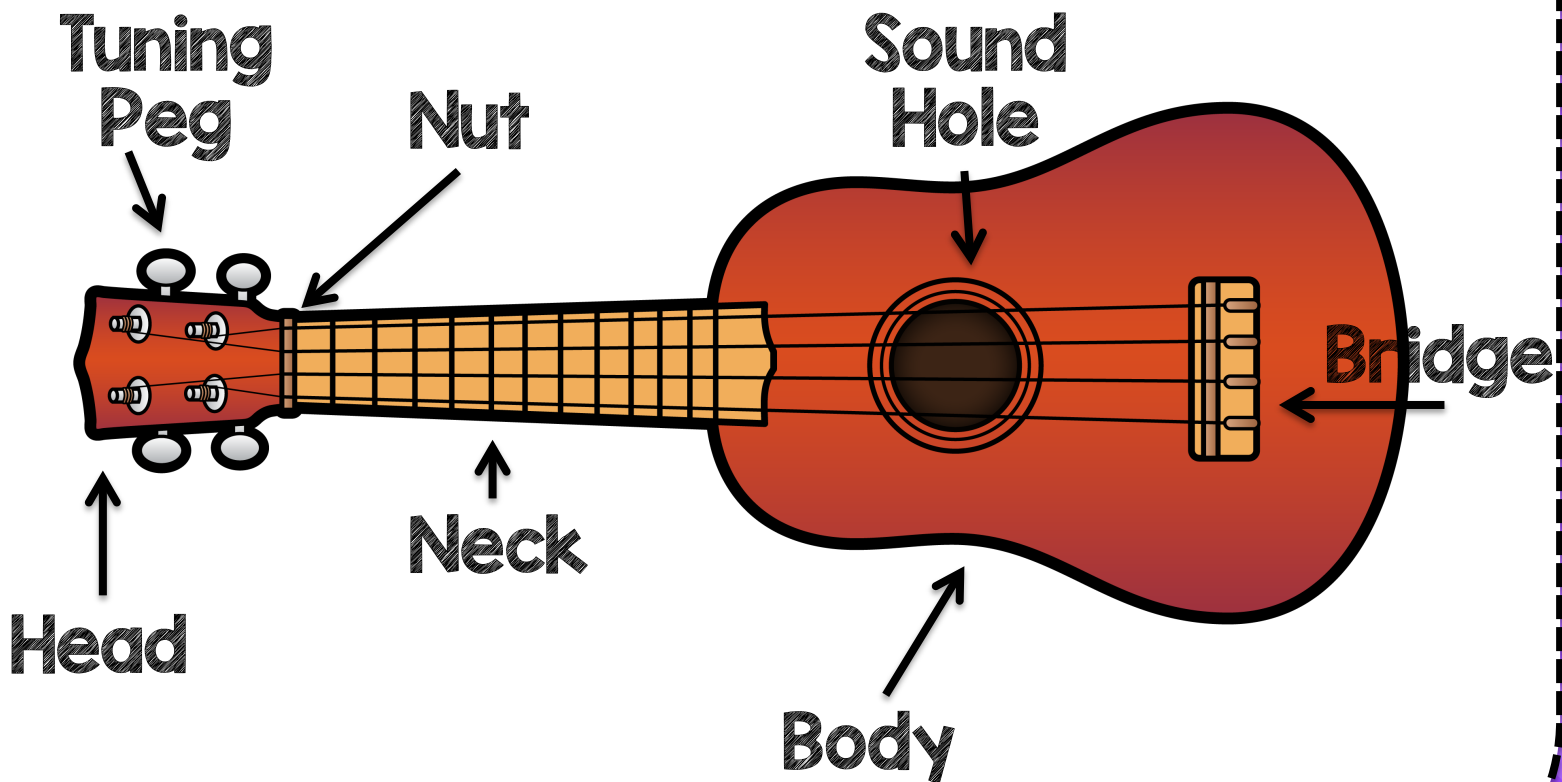
Thank you to these fabulous artist for their backgrounds,  
fonts, frames and clip art!



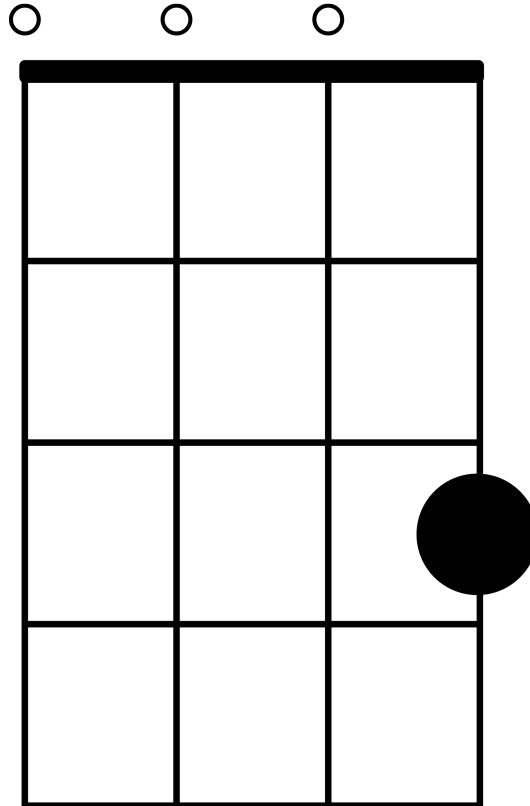
**Ukulele:**

**Basics**

# Ukulele Basics: Instrument Overview

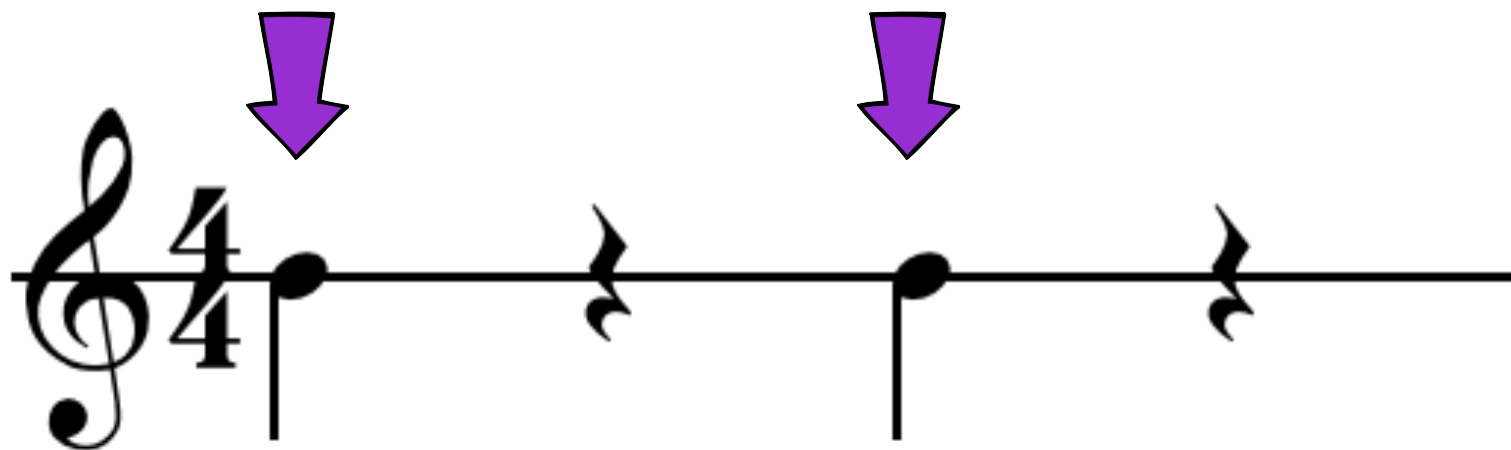


# Ukulele Basics: C Chord

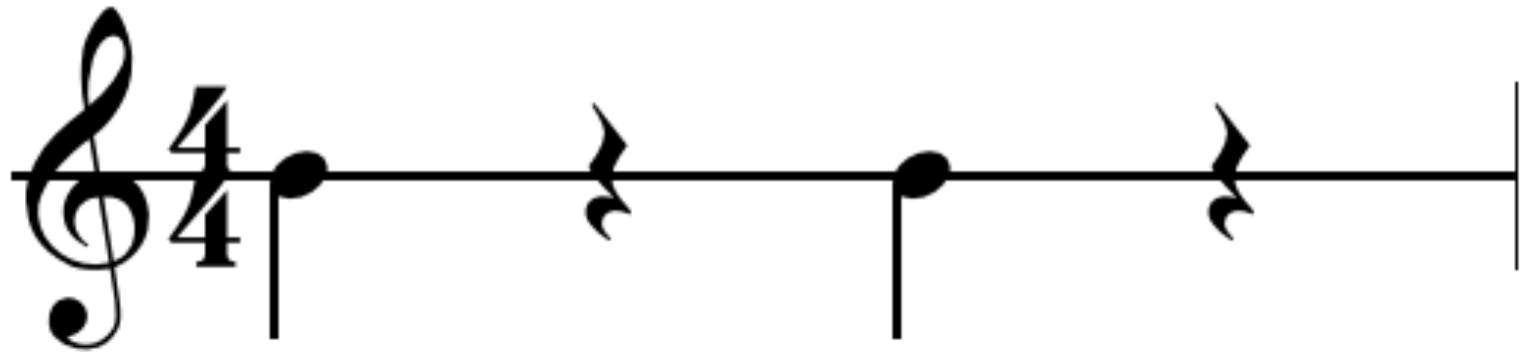




# Strumming Pattern One:



# Strumming Pattern One:





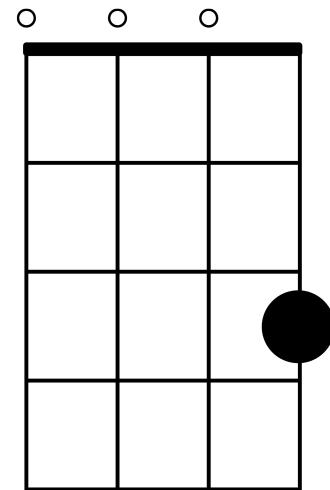
## Doggie, Doggie

**Doggie, doggie, where's your bone?**

**Somebody stole it from your home!**

**Who stole your bone?**

**I stole your bone!**






# London Bridges

London bridges falling down,

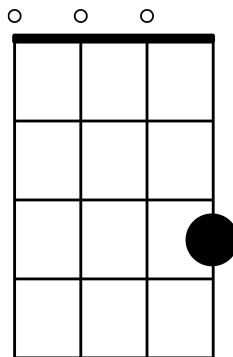
**Falling down,** falling down.

London bridges falling down,

**My fair lady!**



C



G

